



NEW
THINKING.
NEW
POSSIBILITIES.

SUPER AERO CITY





INTER CITY



The elegant journey begins here

New Hyundai Super Aero City provides whatever the customers want, with superb exterior. Enhanced ergonomic design of driver's seat and instrument panel give you excellent experience of comfort as driving passenger car. From the city to the city, expanded wind shield area and vertical type MFR head lamps with newly designed fog lamps are not only helping safe driving but also offering luxurious feeling.



☐ **Air Parking Brake Lever**
Applied air pressure parking brake protects the vehicle easy and safe.



☐ **Convenient Interior Heater Control**
Side control box with well positioned interior heater control switches.



☐ **Safe Entry Step**
When passengers get on and off, low steps secure safety.



True comfort zone par **excellence**

Just as the New Super Aero City makes it easy for passengers to get on the bus, But generously dimensioned side windows give them a good view. The interior is friendly and comfortable. The newly designed seats offer excellent shape and color and are also extremely comfortable to sit on with delightful interior illumination. A continuous luggage rack offers ample stowage space for hand luggage.

INTER CITY

Drive the full of convenience, New Hyundai Super Aero City

Hyundai has created an interior equal of those in most of today's high class passenger cars. Wraparound type instrument facia and dashboard give driver comfort with easy control. Wraparound and well-arranged instrument cluster, keeps you perfectly informed while 4-spoke type shock absorbing steering wheel is available for safe driving. You only have to look at the results, or to feel the superb fit and finish of the components, to appreciate the achievements of the designers, engineers and technicians. They symbolise the Hyundai philosophy of aiming to be the best.



☐ T.G.S. Knob

Metallic T.G.S knob is extremely easy to use with luxurious feeling.



☐ Heating Unit

In combination with heaters under the seats, it guarantees pleasant on-board temperatures, even on cold days.



☐ Electric Ventilator

Roof-mounted electric fan deliver fresh air at anytime passenger want.



☐ Natural Type Ventilator

The manually operated roof hatches ventilate the passenger compartment which give the passenger can enjoy outside fresh air so easy.



1 38+1 Seats

Passenger seats compose High-class feeling with reddish brown color for more fresh interior space.

2 Power steering

Appropriate maneuvering for driving speed and condition provides the way for fatigue-free driving.

3 Driver Side Stanchion Pipe

Surrounded stanchion pipe of driver seat provide not only to protect the driver but also to give comfort to standees.

4 Air Suspension Seat

Optional air suspension seat furnish more comfortable ride with less fatigue to the driver even though long distance driving. It also has reclining, sliding, cushion tilting function with lumbar support.



4

CITY

Refined urban transport for everyone

Comfortable and convenient, fresh and stylish, - welcome to the New Super Aero City with comfortable seats. In this quiet cocoon of sanity, the driver and passengers lack nothing of any substance.

Fresh and bright coloured and more pleasant interior space can provide coziness to every passenger. Further, extended windshield and longer wiper blade, clear type head lamps help your safe with powerful engine, in any nasty weather.



☐ Windshield Glass

Larger windshield glass offers to driver wide all-round vision for extra safety.



☐ Stylish Head Lamp

Vertical type head lamp helps safe driving as strong headlight beam.



☐ Tacho Graph

For increasing economy power, Tacho meter is provided.







Comfort and safe for **attractive local public transport**

The New Super Aero City is not only attractive to behold from the outside. The interior has also got a lot to offer. Its heating, air conditioning and ventilation systems provide consistently good air inside the bus with plenty of interior space for seat and aisle. Further, ergonomically arranged seats and handrails provide safe city transport for all passengers.

In the city, dignified appearance of **New Super Aero City** outshines.

All important instruments are displayed with clear green illumination in front of the driver.

The speedometer and tachometer are right at the centre of the field of vision for convenient driving. While spread round shape switches are well positioned for easy to control, the angle of the instrument panel ensures that the driver is not dazzled even when light conditions are bad. Further, Power steering provides easy to drive with tilting and telescopic function.



☐ Call Buzzer

Call Buzzer is located well and easy to reach



☐ Overhead Vent

Adjustable airconditioning louver help a pleasant climate control with wolf-integrated heating system.




☐ Driver's Overhead Box

There is small box on the roof side to enable passengers to store bits and pieces during the journey.



☐ H420 Audio

The H420 quality audio system with radio and cassette player keeps pleasure of journey.



1 Control Box

New Super Aero City provides soft curved control box close to driver, clustered ergonomic designed heating and air conditioning switches, useful power outlet with large cup holder and air parking brake for excellent driving efficiency.

2 Audio System

H470 audio system matches the interior acoustics of the new super Aero City for more pleasant trip.

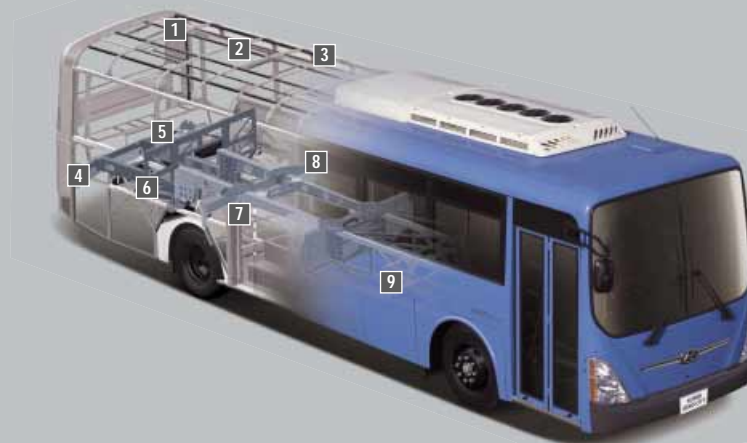
3 Round Type Hand Strap

Newly designed hand strap provides comfort even though standing passengers.



Rigidity and Reliability for Safety is the top priority of the New Super Aero City

The New Super Aero City simply radiates a sense of solidness. Its occupant can be in no doubt whatsoever that they are in the safest of hands. Its secret : the truss type structure. So, center frame is improved flexural and torsional rigidity than frame type structure. And the sturdy body, organized with one-piece type roof bows and enforced roof corner panel, provide extra stability and a wide range of safety factors - both active and passive - ensures the best possible protection for all occupants.



- 1 Cant Rail Section Close Form
- 2 Integrated Roof Bows Into One Piece
- 3 Added 2 Beads To Corner Panel
- 4 Simplified The Rear Frame
- 5 Integrated Side Skid Rails Into One Piece and Window Pillar Size Up
- 6 Raised The Height Of Out-trigger
- 7 Improved The Rigidity Of Mid Door
- 8 Enhanced The Flexural Rigidity And The Torsion Rigidity Rear Side Frame
- 9 Square Tube Structure Of Center Frame



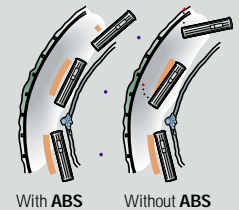
A True **Powerful** and **Safety** Performer with economy For Your Fleet

What all engine variants have in common is fuel injection system. With the convenience system, it results in better fuel efficiency and lower emissions at the same time as greater performance and outstanding running properties. Anti-lock brake system applied Anti-slip Regulator secure vehicle at any road conditions, as well.

□ **ABS with ASR**

ABS (Anti-lock Brake System) brings the vehicle to a safe, controlled stop and is particularly advantageous while driving under slippery road conditions.

The driver can apply maximum pressure on the brake pedal without worrying about wheel lock, skidding and subsequent loss of control. With ABS/ASR, the driver can maintain full directional stability of the vehicle at all times and avoid potentially dangerous situations. (option)



□ **Brake Shoe with Integrated Return Spring**

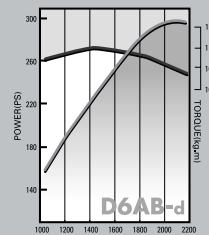
Large diameter and wider and thicker brake shoe guarantee braking performance. And integrated return spring improves durability.



Engine Applications

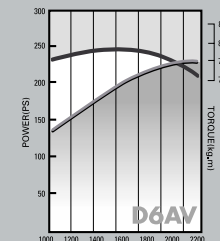
Powerful and high torque engines

D6AB-d(TCI) 300PS



- Type : TCI
- Torque : 110kg.m

D6AV 235PS



- Type : NA
- Torque : 78kg.m



A Leader for innovative technologies

Using newly innovated deck assembly method and electrostatic type priming of body improve the quality of New Super Aero City.

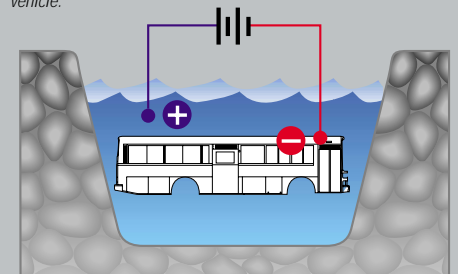
□ LED type panel

The LED type instrument panel helps drivers relax eyes in all low-light condition thanks to its clear green LED light.



□ Electro Static Immersion System

HMC's bus and truck factory is equipped with a large-capacity electrostatic priming tank which is capable of accommodating the entire bus body. Primers can now reach previously inaccessible areas to provide maximum corrosion protection for the life of the vehicle.





Easy maintenance

Large engine room opening secure to service and repair easily for mechanics. Further, enhanced durability of important engine components can reduce opportunities for service and repair.

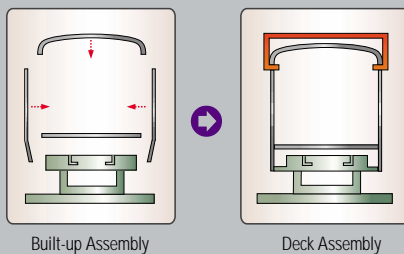
□ Engine Room Layout (Diesel Engine)

Ensuring repair space in the engine room as large as possible makes mechanics service more easily and comfortably. Enhancing the durability of main components reduces frequency of repair.



□ Deck Assembly Method

Other innovations include the introduction of the deck assembly method. The method attaches the entire body assembly to the chassis for greater precision, stiffness and strength.



□ Automatic Grease System

Automatically injects grease into parts that are difficult to reach. (option)



□ Fuse Box



□ Air Dryer



□ Battery



□ Auto Slack Adjuster



□ T-R Oil Filter



□ Dual Air Gauge

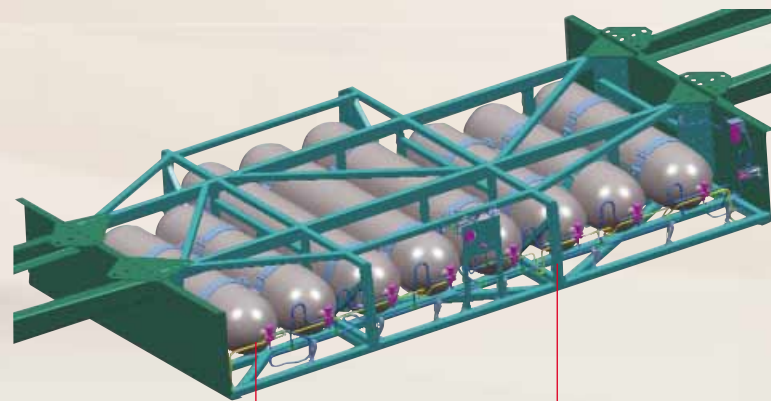




CNG

Eco-friendly Power attracts the nature to closest.

The new Super Aero City has CNG engine as well, as a consideration of environment. For the passenger, it also provides comfort with silence. Moreover, turbo-intercooled 290 horse power engine assists to reduce fuel cost.



☐ Mass Storage Fuel Gas Holder

Produced under strict safety standards of advanced countries to ensure its safety in tough situations such as collision, fire, etc. (standard : 7 units / option : 8units)

☐ Substructure Protection Net

To protect the fuel cylinder from shocks, impact or obstruction, the bottom clearance from the ground is kept at the same level as that of diesel vehicle and the protection.

CNG

The best bus that is **environment-friendly** rather than environment-regulated.



1 Fuel Tank Full Flap Door

All 3 flap doors are designed to open and equipped with the hole for discharging gas if its escape.

2 Side Impact Bar

The side impact barrier is installed to protect the fuel cylinder from the impact forces coming out of collision or other accidents.

3 Anti-Overflow Valve

Installed in each fuel cylinder to stop the gas supply when leaked due to collision or other accidents.

4 Engine Room Layout (CNG)

5 Gas Inlet

The check valve in the inlet prevents the reverse flow of fuel when duedel.

6 PRD Valve (Pressure Relief Device)

It prevents to release gas from the car in an accidental fire.

7 Large Windows and Rear View Mirror


Upper mounting typed double stay outside heating mirror improves visibility and appearance.

8 Safe Entry Step

Lowered entry step makes it easy for physically handicapped and older passengers to get on the bus.

9 Tubeless Radial Tire

The powerful 11R22.5-16PR size tires provide comfort driving and increase durability of vehicle.





Engine & Performance

Engine	Model	C6AB (TCI)
	Type	Electronic Control, Dedicated Spark Ignition
	Displacement (cc)	11,149
	Max. Power (PS/rpm)	290 / 2,200
	Max. Torque (kg.m/rpm)	110 / 1,400
Maximum Speed (km/h)		108 (Estimated)

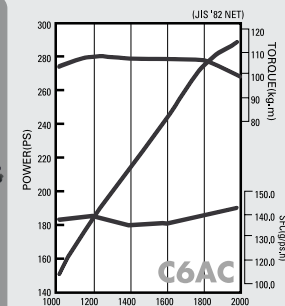
Fuel System

Fuel Tank	Type	NGV-II
	Material	Steel + FRP
	Volume (Liters)	813 (Option : 932 / 1,051)
	Working Pressure	Not exceed 2,900 psi

Chassis

Transmission Type		Manual, 5 forward 1 reverse
Rear Axle Ratio		3.909
Steering		Hydraulic Power Assistant
Brake Type		Full Air with dual circuit
Suspension Type		Semi-Elliptic, Laminated Leaf Spring
Tire	Front & Rear	11R22.5 - 16PR
	Front (kg)	6,000
Axle Capacity	Rear (kg)	10,000

C6AC 290PS



- Type : TCI
- Torque : 110kg.m

Precautions in using CNG Bus

- Required to use an engine oil for the exclusive use of CNG. (More than API CF-4 Class)
- Fuel cylinder durable for 15 years from the date of manufacture.
- Prohibited to charge more than the common pressure (3000psi)

SPECIFICATION

1. Dimension, Weight Specifications

Drive type		LHD, 4X2			
Purpose		CITY	INTERCITY		
Floor type		FLAT			
Door		2	2	1	
Suspension type		LEAF			
Seat capacity		21 + 1 / 27 + 1	25 + 1 (CNG)	38 + 1	45 + 1
Dimension (mm)					
Overall	Length	10,955			
	Width	2,490			
	Height	2,985(A / CON : 3,175)		3,020(A / CON : 3,210)	
Wheel Base		5,400			
Wheel Tread	Front	2,010			
	Rear	1,860			
Overhang	Front	2,320			
	Rear	3,235			
Body Inside	Length	9,960		9,980	
	Width	2,330		2,330	
	Height	2,030		2,030	
Min.Ground Clearance		235			
Weight (kg)					
Seat capacity		21 + 1	25 + 1 (CNG)	38 + 1	45 + 1
Empty Vehicle Weight		10,400	11,130	10,585	10,505
	Front	3,010	3,285	3,020	2,920
	Rear	7,390	7,845	7,565	7,585
Gross Vehicle Weight**		16,000	16,000	15,080	16,000
	Front	6,000	6,000	5,480	6,000
	Rear	10,000	10,000	9,600	10,000

2. Performance Specifications

Calculated Performance

Engine	D6AV / D6AB-D / C6AC			
Max. Speed (km/h)	96 / 127, 117 / 117, 108			
Max. Gradeability (tan θ)	0.26 / 0.27, 0.30 / 0.31, 0.35			
Min.Turning Radius (m)	8.9			

** Max.GWW includes the front & rear axle loads based on the permissible tire load.

3. Chassis Specifications

Body type		Standard Boby					
Engine							
Engine Model		D6AV		D6AB-D		C6AC	
Type		Natural Aspiration		Turbo Charger, Intercooler		Turbo Charger, Intercooler	
		4 stroke-cycle, water-cooled, direct-injection diesel engine				4 stroke-cycle, water-cooled, CNG engine	
Number of Cylinder		6 in-line					
Piston Displacement (cc)		11,149					
Bore x Stroke (mm)		130 x 140					
Compression Ratio		17 : 1		17.5 : 1		11.5 : 1	
Max. Power** (ps/rpm)	General	235 / 2,200		-		-	
	Euro I	220 / 2,200		300 / 2,200		-	
	Euro II	-		280 / 2,000		290 / 2,000	
Max. Torque** (kg.m/rpm)	General	78 / 1,400		-		-	
	Euro I	75 / 1,400		110 / 1,400		-	
	Euro II	-		110 / 1,200		110 / 1,200	

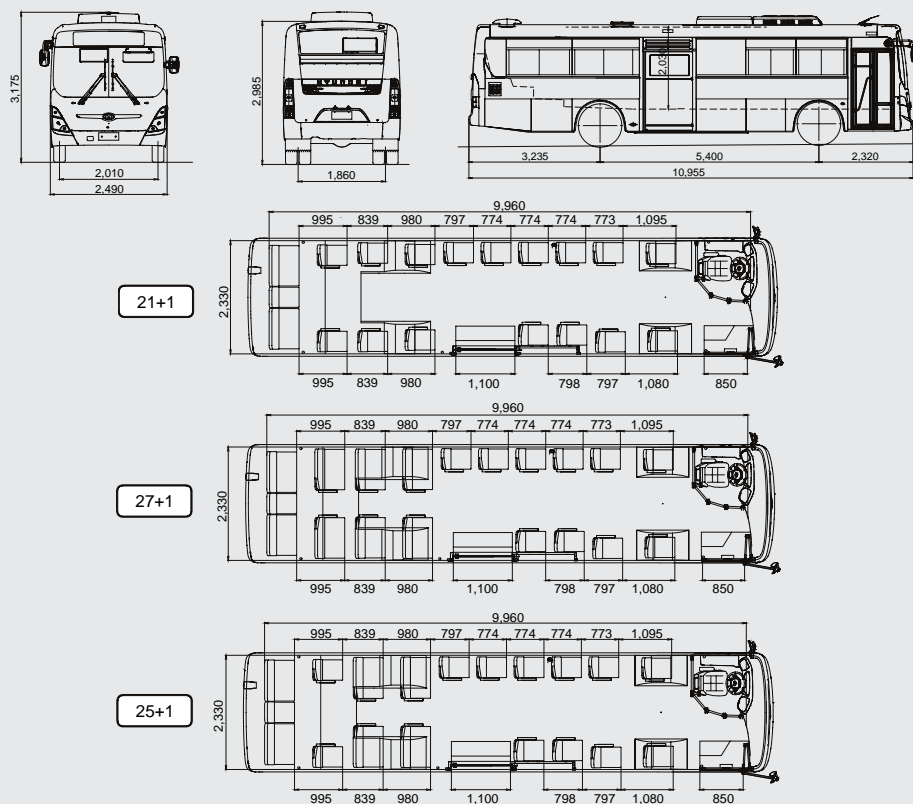
Engine Model		D6AV	D6AB-D	C6AC
Cooling System	General	Pressure type with thermostat, Forced circulation by centrifugal water pump		
	Radiator	Corrugated fin and tube type with pressure cap and condenser tank		
Electrical System	Battery	24V-150AH (24V-200AH : Cold Region only), 24V-200AH (C6AC)		
	Alternator	24V-70A (OPT : 150A), 24V-180A (C6AC)		
	Starter	24V-5.5KW		
Fuel System	Injection pump	DPICO in-line type	DPICO in-line type (Euro I)	Woodward CNG System
	Governor	Min-Max type (RFD)	Bosch in-line type (Euro II)	SPI + Mixer
	Fuel filter	All Speed type (RLD-J)		
Oil System	Lubrication	Spin-on type		
		Forced lubrication by gear pump		

Annotations

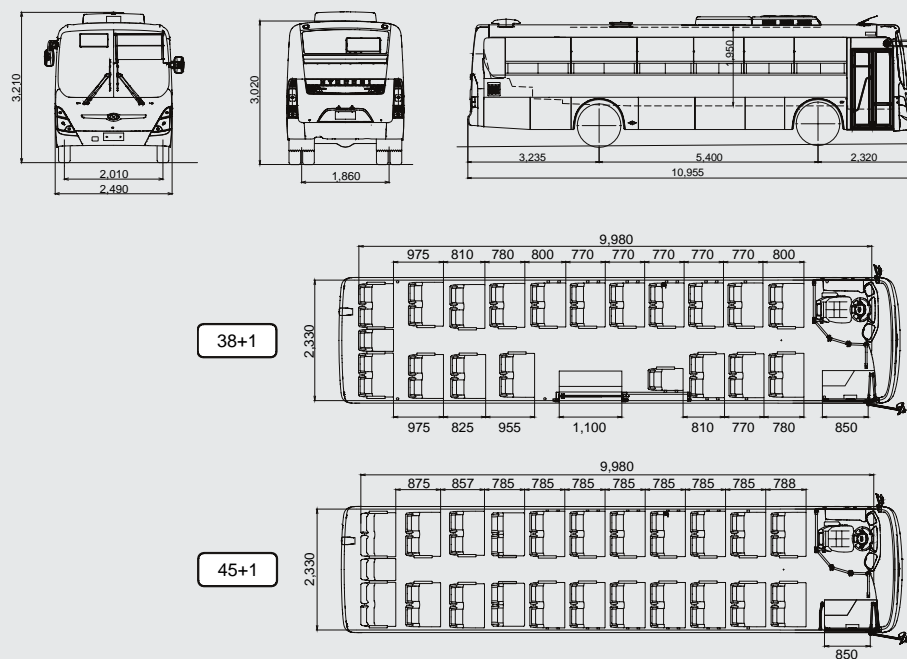
- 1) Empty vehicle weight shown are to 3.5% variation to allow for production tolerance.
- 2) Empty vehicle weight includes weight of oil, fuel, coolant and spare tire carrier & bracket, spare tire but excludes standard tool set.
- 3) Performance specification of D6ABDD engine based on the rear axle ratio 3.909 and Euro II exhaust emissions.
- 4) Performance specification of D6AV engine based on the general exhaust emissions.
- 5) This vehicle specifications may differ per country.
- 6) For further information please contact the commercial vehicle export teams of HMC.
- 7) In order that product improvement may be introduced at any time, specifications are subject to change without prior notice.

LINE-UP

CITY



INTER CITY



NEW THINKING. NEW POSSIBILITIES.

People's expectation toward individual mobility requires more than just a convenient means of transportation. The old understanding of cars has become outdated. A car represents individuals' lifestyles, and it became an integral part of their lives. At the same time, the automobile industry has experienced seismic change. Hyundai Motor Company has grown rapidly to become one of the largest automakers, backed by world class production capability and superior quality. We have now reached a point where we need a qualitative approach to bring bigger ideas and relevant solutions to our customers.

This is an opportunity to move forward and we have developed a new brand slogan that encapsulates our willingness to take a big leap. Led by our new slogan and the new thinking underlying it, we will become a company that keeps challenging itself to unlock new possibilities for people and the planet.

Hyundai Motor Company
www.hyundai.com

GEN. LHD 1104 ENG. WD-SH

Copyright © 2011 Hyundai Motor Company. All Rights Reserved.